



GPS 100



GPS 100.VIEW

TECHNICAL SPECIFICATION

WWW.BUECH-IT.DE



In modern vehicles with more and more driving assistance functions and electronic systems, test engineers have to perform increasingly complex, elaborate and precise tests.

The gps100.VIEW combines the hugely successful VarioView 7 with the outstanding GPS performance of the gps100 series. The result is a device that could not be more versatile, supporting the engineer during testing, evaluating measured values and recording them internally or externally. Whether brake performance tests, acceptance runs, tire development or simply as an intelligent display - all this is possible with the gps100.VIEW thanks to its high functional density and sunlight-readable touch screen. Via various applications, the system can measure and analyse driving performance, braking power or traction for example. Further software modules are in preparation. In addition, several display pages can be configured completely individually.

In addition to the already outstanding functional density, a script engine is in preparation which, by means of the programming language "Basic", gives the engineer a simple to use possibility to create own routines and functions as well as complex displays independently. All settings are imported in via an external memory. This makes it easy to choose between different setups and reconfigure the system for a different measurement task in seconds.

The gps100VIEW has been developed for all-round use, where using a built-in microphone it is possible to record speech in sync to the measured data. A loudspeaker provides acoustic information. Gigabit ethernet and 3xUSB hosts round off the package. Thanks to CAN FD up to 8MBaud, the system is prepared for future vehicle generations. Of course, a parallel connection to OBD-II is also possible. Triggers can be activated via the digital inputs and accompanying variables such as pedal travel or voltages which may be measured via the analog input. Via various output functions (e.g. CAN bus or analogue) most of the measured values can be fed into external, further processing systems.

Applications:

- Driving performance measurement
- Brake testing
- Homologation
- Driving dynamics & handling
- Consumption & exhaust gas measurement
- Driver assistance system development
- Intelligent CAN display
- Data recording
- Test and measurement runs

Version VIEW5

GENERAL

GPS system

GNSS/Glonass/Galileo/BeiDou
up to 100Hz
*200Hz and IMU optional
Integrated or external Antenna
can be switched via Software.

CPU/MCU

High-Performance
ARM MCU
4x1.0GHz

Display / Buttons

Touchscreen, 5" 800x480 Pixels,
16Bit colors with brightness
sensor

2 functional Buttons

Housing

Anodised aluminum housing
AL7075

Size and Weight

approx.
145x95x35mm
weight approx. 300g

Supply

8V to 36V, DC
max. 500 mA
(Peak 1.5A) @ 12V

Temperature

Operating
-40 to 70°C

Storage
-40 to 70°C

INPUT

CAN

2 channel
CAN 2.0 A/B, up to 1MBaud,
adjustable
Supports CAN FD up to 8MBaud

Input of CAN signals via DBC into
the data pool

OBD-II*

ISO15765 WWH OBD
Various signals can be
interrogated by the vehicle

*Vehicle dependent, option

Digital

2 digital trigger inputs
>5V High level
<1V low level
latency <1uS

PWL, TTL, Digital, Frequency

Analog

4 analog inputs
0-30V DC, 16Bit resolution
400Hz sampling rate
-3dB@ 55 Hz

OUTPUT

CAN

2 channel
CAN 2.0 A/B, up to 1MBaud,
adjustable
Supports CAN FD up to 8MBaud

2 Digital Outputs
0V / 5V, max. 5mA

OTHER

Interfaces

USB 2.0 Host - Type A*
Integrated Flash memory 64GB
Optional Battery pack

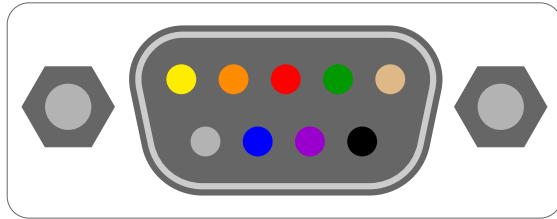
Warranty

1 year limited warranty

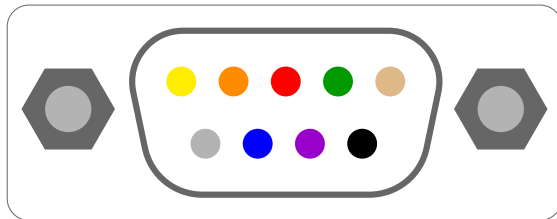
GPS Performance / Accuracies

Speed	Accuracy: 0.108 km/h Resolution: up to 0.0036 km/h* Latency: 0ms (with time stamp) max. 515 m/sec Refresh rate: 100Hz
Position accuracy	GPS L1 - 1.5m GPS L1/L2* - 1.2m GPS L1/L2*/SBAS - 0.6m GPS L1/L2*/RTCM* - < 4cm Refresh rate: 100Hz
Heading	Resolution: 0.01° Accuracy: 1° / Dynamic

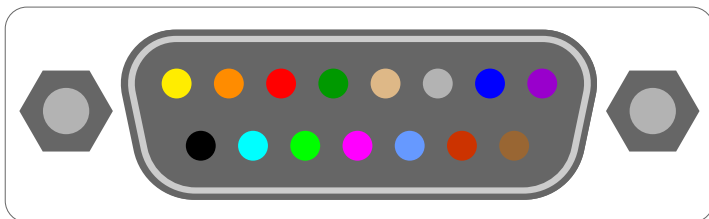
*optional

OBD-II / Power # D-Sub 9pol # Female


1	●	CAN-L
2	●	-
3	●	CAN-H
4	●	GND
5	●	GND
6	●	VCC
7	●	-
8	●	-
9	●	-

OBD-II / Power # D-Sub 9pol # Male


1	●	-
2	●	CAN1-L
3	●	GND
4	●	CAN2-L
5	●	-
6	●	-
7	●	CAN1-H
8	●	CAN2-H
9	●	-

AUX # D-Sub 15pin # Female


1	●	DGND
2	●	Digital In 1
3	●	Digital In 2
4	●	DGND
5	●	DGND
6	●	Analog In 2
7	●	Analog In 1
8	●	remote*
9	●	CAN3-L
10	●	CAN3-H
11	●	CAN4-L
12	●	CAN4-H
13	●	-
14	●	Analog In 3
15	●	AGND

Büch.IT

Steinenbrück 18
57642 Alpenrod
Germany

<https://www.buech-it.de>
info@buech-it.de

+49-2662-500477-0